



TORNADO

MINI GAS SCOOTER





length 85cm
width 30cm
height 105cm
folding height 33cm
net weight 10kg
kind of engine single cylinder two
stroke and wind cooling
exhausting of engine 22.5cc
power of engine 1.2HP/8000r/min
mixing ratio of fuel 40: 1
tank volume 1.5 l
running time 1.5~2 hour
driving friction driving
maximum speed 32km/h
maximum loading 150Kg
tire sort Aluminum Rim solid rubber tires

1.the instruction for mixing the gasoline and lubricant

caution: pay attention to the mixed ratio of gasoline and lubricant so as to carry out the optimum reliability of engine. Please keep the ratio 40:1. Not suitable mixing oil will damage the engine seriously

2.referring to following procedures to get right mixture.

- 1.put a little new gasoline into the neat tank with 2 liter fuel
- 2.plus 50ml lubricant with two-stroke
- 3.till the rest room until 2 liter by gasoline
- 4.fasten the lid and shake it fiercely about 30 times.

3.fuel and preparing

- 1.due to the flammable and explosive of gasoline, please keep away from the fire while you put the oil into tank after the stopping of engine and cooling.
- 2.find a neat and ventilate place for adding the fuel and avoid the overflow of mixed oil, it should be dried sufficiently. if there's any overflowed fuel before the start of engine.
- 3.keep more than 3 meters away from any danger places carry gas, fire any other flammable or explosive things. While starting your engine.
- 4.the pressure inside the tank can be released by lose the lid of oil tank.
- 5.keep the fuel in the container with standard material



security instruction:

Reading the following instruction before application.

1. prohibited for kids who are not cared by adults
2. user should take its application risk yourself.
3. driver should wear the safety helmet, protective glasses, glove, elbow protector, knee protector and the shoes for protecting the ankle.
4. if you have good eyesight, balance ability, harmony ability, reflecting acts, strong muscle and bone as well as the good ability for make decisions, otherwise, you'd better not driving this board.
5. do not drive in the jam traffic, wet, frozen, oiled and other soff road.
6. keep away from not flat and plane road or the cracks of road or static objects and moving obstacles
7. the recommended ages are not less than 16.



Information for oil and fuel

Pls reading the instruction carefully before your operation

The old or unreasonable fuels will cause the damages of engine and destroy it.

TORNADO applies two-stroke engine, it use the mixed oil of gasoline and lubricant.



Folding

Ensure that the hand-lock break is entirely putted down before driving, lock the handle, fold it and fix it with the rear hook so as to bring and keep it conveniently



Controlling

Familiar with the operation of your TORNADO before you drive it.

1. left handle is for controlling the front break, which is for stopping the engine while its speed is less than minimum speed. While slow down, the engine can be acted as the rear break by compress internal.
2. the right handle controls the gate of engine and the red button is of stopping switch, which can be acted as rear break also.
3. holding the handle by your hands while driving.



Breaking

1. the effective stopping system can be formed from the TORNADO front break and the internal compression of engine.
2. the left handle is mainly for breaking the board, in lest the inertia of your body while breaking, you should incline your body back while drive it. And try the rear wheel to ground the earth for breaking.
3. the auxiliary breaking device is the stopping button in the handle.

Speed up

Speed up through the gate controller and incline your body front and make the front wheel to the ground so as to speed up.

Other instruction

1. check each parts of the board and make sure there's no lose and damages.
2. avoid full speed driving while using new engine for first several hours.
3. don't touch the silencer and cylinder, for they will hot for a while after the stopping of engine
4. although the noise of engine have been release down, the sounds of vehicles around may still hard to be heard, so take care it while you are turning.
TORNADO is suitable for neat and dry road and not good for wet, sliding road or beach and so on.
6. please don't wear lose clothes and articles while driving, such as tie and scarf, etc.

starting

1. put the mixed oil into the neat tank, fasten the lid and knead the gasoline chalice until there is no air in the oil tube
2. pulling the starting handle until the fuel pass the oil-channel smoothly.


3. move the wind sliding lever to the closing position
make the break controller to the half opening position
5. pulling the starting handle till the starting of the engine
6. pre-heating the engine before the driving
7. put the red button for stopping the engine

stepping for start


1. after pre-heating the engine, stop it.
2. holding the handle by hands. then put one leg to the paddle.
3. stepping another leg until the start the above actions should be exercised then you can master them.

Caution


The power of TORNADO engine should be driven through the friction to rear wheel, so the rear wheel should be closed to the driving shaft of engine, In order to reach suitable friction degree, you can adjust the rear wheel by locating fragment. Please refer to the parts of "how to adjust the rear wheel"



1. turn outside of the handle and loosen the aft-shaft.




2. separate the locating sheet clockwise to the stopping point.



3. users can knee the pedal by single leg.



4. return the locating sheet in counterclockwise.



5. press the handle inside tightly.